

On Sunday February 14th, 2016, Janet McGee was performing her routine nap check on her 22-month-old son Ted. Upon entering, she found his bed to be empty and, opening the door further, she saw the toppled over dresser. Immediately, she knew.

Furniture tip-over is just one of the many causes of death in young children. It is also preventable. In the days following Ted's death, Janet was visited by a friend who had heard of IKEA dressers being unstable and of course, upon googling this information, Janet was horrified to find the dresser that killed Ted was one of the first images to pop-up.

Since then, after a huge amount of pressure from CPSC, parents and advocacy groups like Kids In Danger, IKEA finally acknowledged the issue and recalled approximately 29 million dressers as well as settling with three families impacted.

Unfortunately, no amount of recall and settlement will ever be enough for any family that has had to endure such a tragedy.

That is why PAT was formed, to make sure no other family goes through this and that if they unfortunately do, they have an instant resource and support group to turn to in their time of need.



Parents Against Tip-Overs

Parents Against Tip-Overs (PAT) is a nationwide coalition to end TV and furniture tip-over injuries and deaths. The group was founded in 2018 by parents whose children lost their lives from a tip-over incident. Our group welcomes anyone who has the desire to end these preventable incidents.

*Visit [www.StopTipovers.org](http://www.StopTipovers.org) to join the movement.*

#### Founding members of PAT:




Meghan's Hope



charlie's house  
The Home Safety Site



Shane  
Shane's Foundation  
NFP  
Dedicated to child safety




everything Dear is  
a little cleaner




The Family of  
Camden  
Ellie



LIFTED  
the way of life



HarperSmiles



Conner's Legacy  
FOUNDATION

[www.StopTipOvers.org](http://www.StopTipOvers.org)



parents\_against\_tipovers



@tipovers



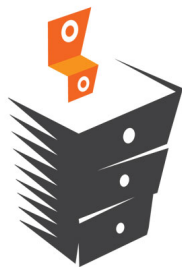
Parents Against Tip-Overs

**ONE CHILD  
DIES  
EVERY 10 DAYS**

**About every 30 minutes  
tipped furniture or a falling TV  
sends an injured child  
to the emergency room.**



**Report a furniture tip-over here:  
<https://www.saferproducts.gov>  
or 800-638-2772**



# Anchor It!

Secure Furniture and TVs:  
Protect Children

About every 17 minutes someone in the U.S. is injured as a result of a TV or furniture tip-over.

Preventing tip-overs is easy, inexpensive, and only takes 5 minutes. Learn how to secure your TVs and furniture by visiting this link:

<https://www.anchorit.gov/how-to-anchor-it/>



Report a furniture tip-over here:

<https://www.saferproducts.gov>  
or 800-638-2772



Visit our partner for child safety:

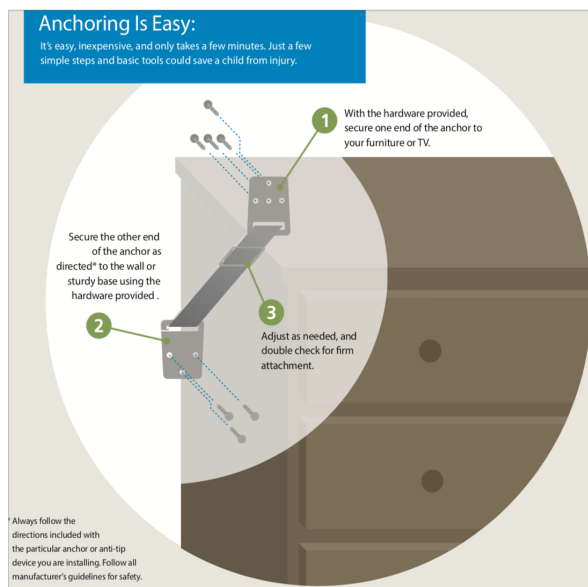
<https://www.KidsInDanger.org>

**Taking a few moments now  
to anchor and secure  
TV's, furniture and  
appliances  
can save your child  
from a tip-over tragedy.**



#### Anchoring Is Easy:

It's easy, inexpensive, and only takes a few minutes. Just a few simple steps and basic tools could save a child from injury.



\*Always follow the directions included with the particular anchor or anti-tip device you are installing. Follow all manufacturer's guidelines for safety.

**To help prevent tip-over hazards, the CPSC suggests following these simple, low cost safety tips:**

#### **USE STURDY FURNITURE**

Televisions should only be placed on furniture designed to hold a television, such as television stands or media centers.

#### **SECURE YOUR TV**

Televisions that are not wall mounted should still be anchored to the wall.

#### **MOUNT FLAT-SCREEN TVS**

Mount flat-screen TVs to the wall or to furniture to prevent them from toppling over.

#### **FOLLOW INSTRUCTIONS**

Follow the manufacturer's instructions to secure TVs and furniture properly.

#### **LOW AND STABLE – CRT TV**

CRT televisions should only be placed on furniture designed to hold a television, and should be anchored to the wall or the TV stand.

#### **SECURE TOP-HEAVY FURNITURE**

Existing furniture can be anchored with inexpensive anti-tip brackets. New furniture, such as dressers, are sold with anti-tip devices. Install them right away.

#### **REMOVE TEMPTING OBJECTS**

Remove items that might tempt kids to climb, such as toys and remote controls, from the top of the TV and furniture.